

Point to the word




Look at the picture



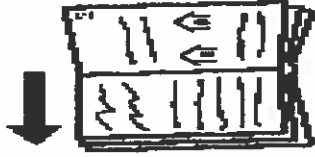
Get your mouth ready



Does it make sense?



Go back and re-read



1. Use your finger to make it match.

2. Look at the picture.

3. Get your mouth ready.

4. Cross-Check:

Does it look right? Does it sound right? Does it make sense?

4. Reread to fix it up or to check it.

Great Read Alouds

By Author:

David Shannon
No David Series

Mo Willems
Elephant and Piggie Series
Pigeon Series
Knuffle Bunny Series

Patricia Polacco
Keeping Quilt
For the Love of Autumn
Thunder Cake
Thank You Mr. Falker

Kevin Henkes
Chrysanthemum
Owen
Lilly's Purple Plastic Purse
Jessica

Mem Fox
Koala Lou
Harriet You Drive Me Wild

Great Books by Title:

Alphabet Mystery, Audrey Wood
Corduroy, Don Friedman
Chica Chica Boom Boom, Bill Martin Jr.
Harry The Dirty Dog, Gene Zion
Pinkalicious, Victoria Kann
Stellaluna, Janell Cannon
Sylvester and the Magic Pebble, William Steig
The Kissing Hand, Audrey Penn
The Little Old Lady Who Was Not Afraid of Anything, Linda Williams
Where the Wild Things Are, Maurice Sendak

Favorite Authors:

Audrey Wood
Dr. Seuss
Eric Carle
James Marshall
Laura Numeroff
Leo Lionni
Eric Litwin
Marc Brown
Mercer Mayer
Mo Willems
Robert Munsch
Ted Arnold
Todd Parr
Tommy dePaola



Wonders High Frequency Words

can	do	of	play
I	my	they	where
the	are	said	look
we	with	want	good
see	he	here	who
a	is	me	come
like	little	this	does
to	she	what	
and	was	help	
go	for	too	
you	have	has	

High Frequency Word Guide

Learn Through Play

- Shaving cream writing
- Salt/sand writing
- Magnetic letters on fridge
- Play dough
- Word card hunt
- Build with... anything!
- Guessing game: "I'm thinking of a word..."




Other Unique Materials

- white boards
- chalk boards
- wobble pens
- Magna Doodles
- letter beads



Fun Games

- Game of memory
- Word Bingo
- Go fish
- Word Puzzles
- Flash light game



Repetition is Key!

Make your own flash cards



Spell Clapping

Read Aloud Guide



Comprehension Strategies

Ask and Answer Questions

- ask questions before during and after reading to understand the text.
-

Stop and Think

- pausing while you read to think about the story and make certain you are understanding the story

Visualizing

- to create a picture in your mind as you are reading

Retelling

- recite the important events and information in the story in the proper sequence
-

How to enhance listening comprehension at home

Before Reading:

Establish a quiet, comfortable reading area

- Take a **picture walk** – flip through the pages and look at the pictures. Using the pictures, make predictions about what might happen next.
- Talk about **prior knowledge** – “what do I already know about _____?”
- Model **thinking aloud** – “I noticed a picture of an airplane on the cover... I wonder if someone is going on a trip...”

During Reading:

- **Make predictions** – ask your child “what do you think is going to happen next?”
- **Think aloud**
 - o I wonder why the character feels _____.
 - o I think the character is doing _____ because _____.
 - o I notice _____ is happening.
 - o Why is _____ happening?
- Visualize
 - o As I am reading I see _____

After Reading:

- **Summarize**
 - o What happened at the **beginning**?
 - What is the setting?
 - Who are the characters?
 - o What happened in the **middle**?
 - What is the problem?
 - o How did the story **end**?
 - How is the problem solved?
- **Character Analysis**
 - o Who was the main character?
 - o Why did the character _____?
 - o How did the character feel when _____?
- **Make connections**
 - o **Text to self** “What I just read reminds me of the time when I...”
 - o **Text to text** “What I just read reminds me of another book/poem because...”
 - o **Text to world** “What I just read reminds me of what is happening in the world because...”
- **Challenging questions**
 - o What is the author’s purpose?
 - o What lessons did you learn from the story?

Wow! This reminds me of...

